

EIGHT FAST FACTS ABOUT AUDIO AND VIDEO EQUIPMENT TECHNICIANS



AUDIO AND VIDEO EQUIPMENT TECHNICIAN JOBS

77,177

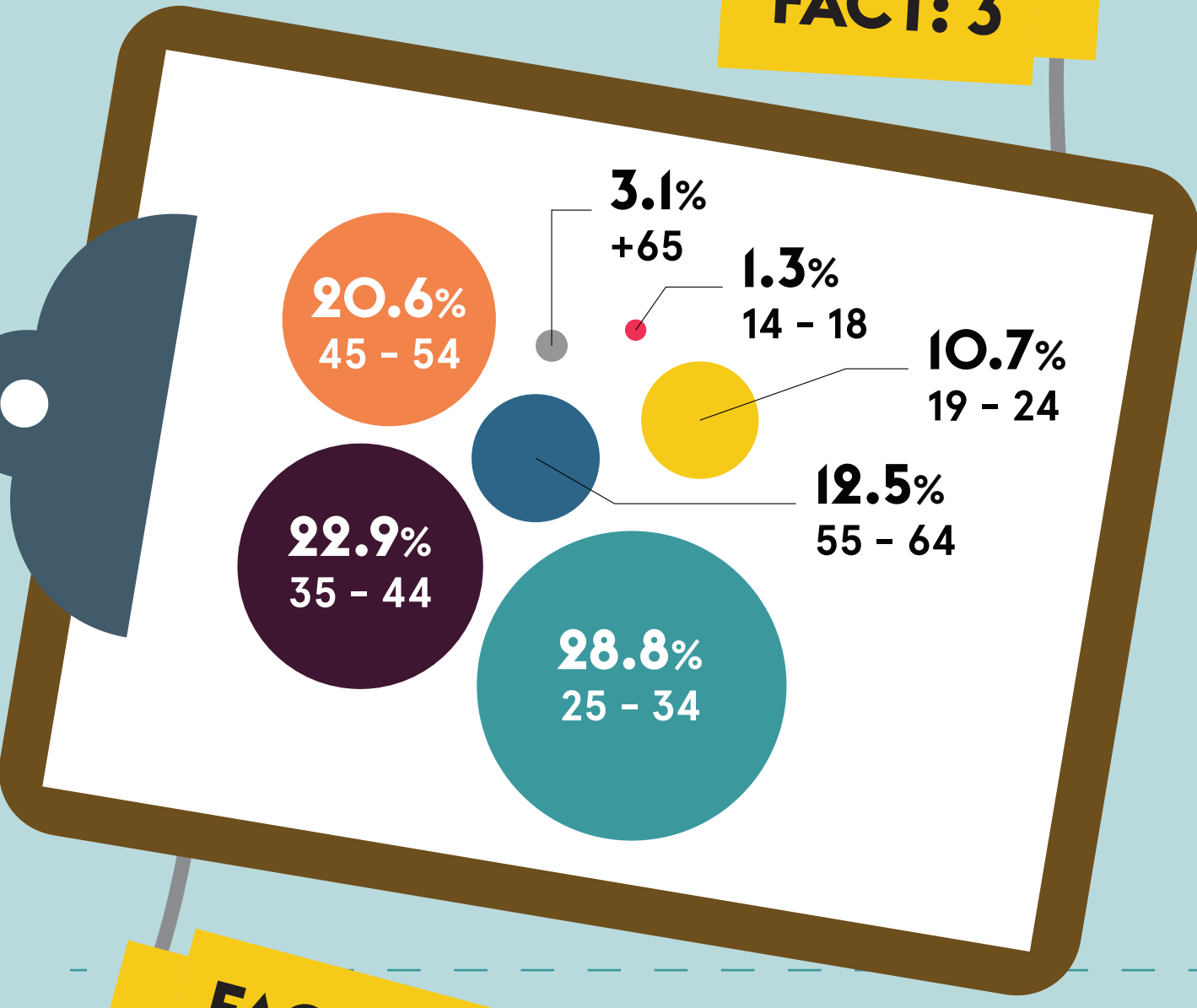
Total number of full-time and part-time Audio and Video Technician jobs in the U.S. economy from 2017

3.9%
↑ INCREASE 2016-18

FACT: 1

OCCUPATION AGE BREAKDOWN

FACT: 3



FACT: 2

EARNINGS

25% of Audio and Video Technicians make over:

Median Earnings:


\$19.79/HR

\$27.15/HR

FACT: 4

TOP INDUSTRIES

1



MOTION PICTURE AND VIDEO PRODUCTION

2



EDUCATION

3



TELEVISION AND RADIO BROADCASTING

Jobs in the Industry

14,135

6,899

3,994

Occupation in Industry

17.6%

8.7%

5.1%

FACT: 5

TOP COMPANIES POSTING FOR AUDIO AND VIDEO EQUIPMENT TECHNICIANS

- ✓ PSAV Presentation Services
- ✓ The Wedding Company
- ✓ Freeman Audio Visual Solutions
- ✓ Marriott International, Inc.
- ✓ The Whitlock Company LLP

FACT: 6

ONLINE JOB POSTINGS

2,794

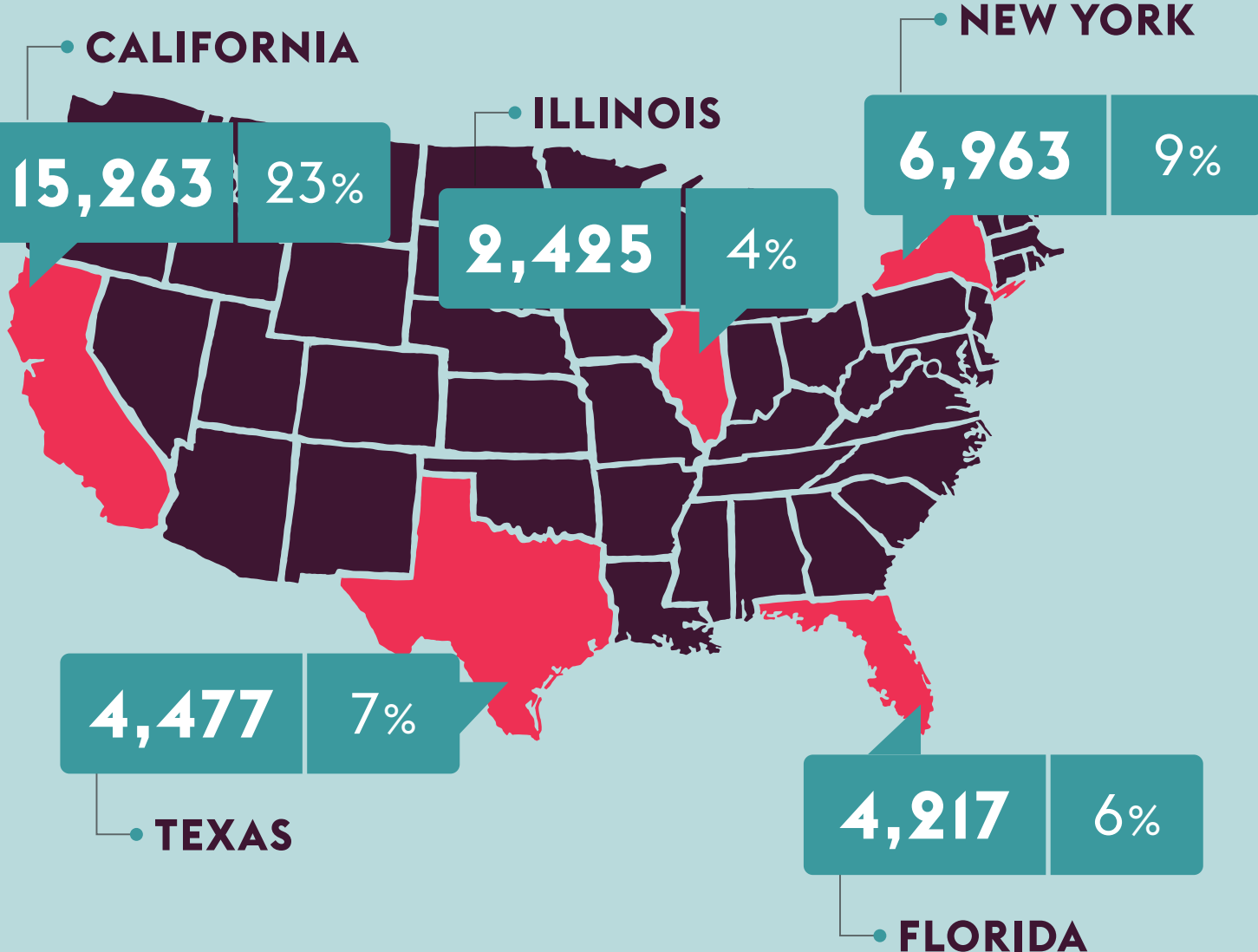
average monthly job postings (2017)

FACT: 7

2017 REGIONAL BREAKDOWN

7,006

Audio and Video Equipment Technicians hired per month



FACT: 8

SKILLS AND CERTIFICATIONS

TOP OCCUPATIONS

- ✓ Audio and Video Equipment Technicians
- ✓ AV and Multimedia Collections Specialists
- ✓ Producers and Directors
- ✓ Broadcast Technicians
- ✓ Sound Engineering Technicians

UNIQUE SKILLS

- ✓ Live Sound Mixing
- ✓ Lighting
- ✓ Audiovisual Systems Integration
- ✓ Sound Reinforcement Systems
- ✓ Audiovisual Design
- ✓ Audio Editing Software

TOP CERTIFICATIONS

- ✓ Certified Technology Specialist - Design
- ✓ Certified Technology Specialist - Installation
- ✓ Certified Technology Specialist
- ✓ Project Management Professional